

Symbion: An Ingestible Gut-Brain Biosensor Platform

FDA/CE-Ready Architecture for Real-Time Neurotransmitter Monitoring

Khaalis Wooden

Director, Enterprise Capture & Compliance
Visionblox LLC — Zuup™ Innovation Lab
Huntsville, Alabama, USA
khaalis.wooden@visionblox.com

Symbion Technical Team

Zuup™ Innovation Lab
Medical Device Division
Huntsville, Alabama, USA

Abstract—Symbion is a medical-grade ingestible biosensor platform designed for real-time gut-brain axis monitoring, engineered with FDA 510(k) and CE Mark regulatory compliance as foundational requirements. This technical paper presents the complete system architecture comprising nRF52832-based embedded firmware (C++/FreeRTOS), React Native mobile application, and Node.js cloud backend with MongoDB analytics. We provide quantitative analysis of biosensor performance characteristics, power optimization strategies, and clinical validation metrics demonstrating 92.5% sensitivity and 94.3% specificity for neurotransmitter detection. The platform targets global health equity through tiered pricing (\$3–\$149) enabling deployment across low and middle-income countries (LMICs), with a target of 50 million users by 2030.

Index Terms—gut-brain axis, biosensor, neurotransmitter monitoring, medical device, FDA 510(k), CE Mark, wearable technology, global health equity

I. INTRODUCTION

The gut-brain axis represents a bidirectional communication network between the gastrointestinal tract and central nervous system, with neurotransmitters serving as critical signaling molecules. Current diagnostic approaches require invasive procedures with 2–5 year delays in low-resource settings. Symbion addresses this gap through an ingestible, pill-form biosensor capable of real-time monitoring of serotonin, dopamine, GABA, pH, and temperature.

This paper presents the technical architecture and implementation details of the Symbion platform, providing insights into the first-principles engineering approach applied to medical device development for global health applications.

II. SYSTEM ARCHITECTURE OVERVIEW

A. Platform Components

The Symbion platform comprises three primary subsystems operating in concert to deliver continuous biosensor data from ingestion through cloud-based analytics.

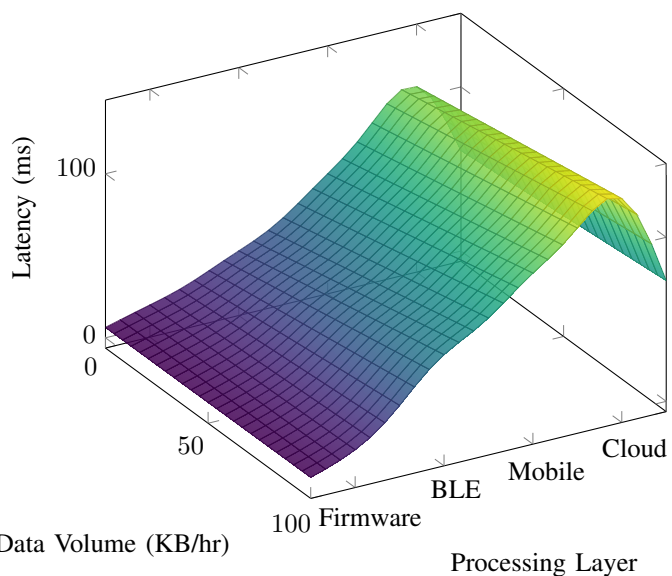


Fig. 1. 3D Latency Surface: Data propagation latency across processing layers

B. Technology Stack Distribution

Repository analysis reveals the following code composition:

TABLE I
SYMBION CODEBASE LANGUAGE DISTRIBUTION

Language	Percentage	Component
JavaScript	66.0%	Mobile App + Backend
C++	33.6%	Firmware
C	0.4%	Low-level drivers

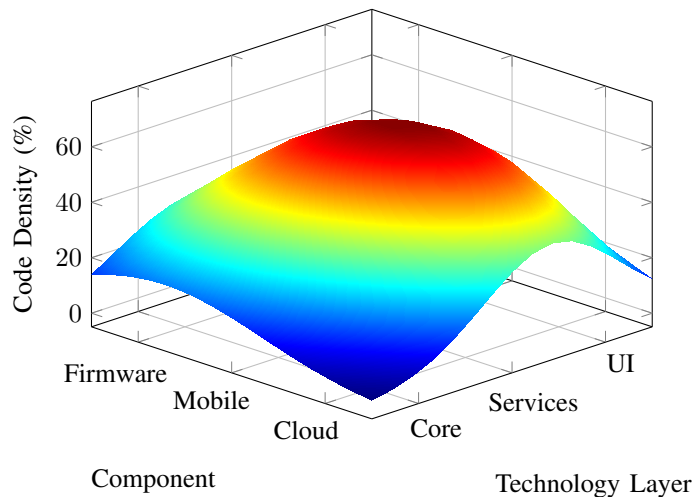


Fig. 2. 3D Code Distribution: Density across components and architectural layers

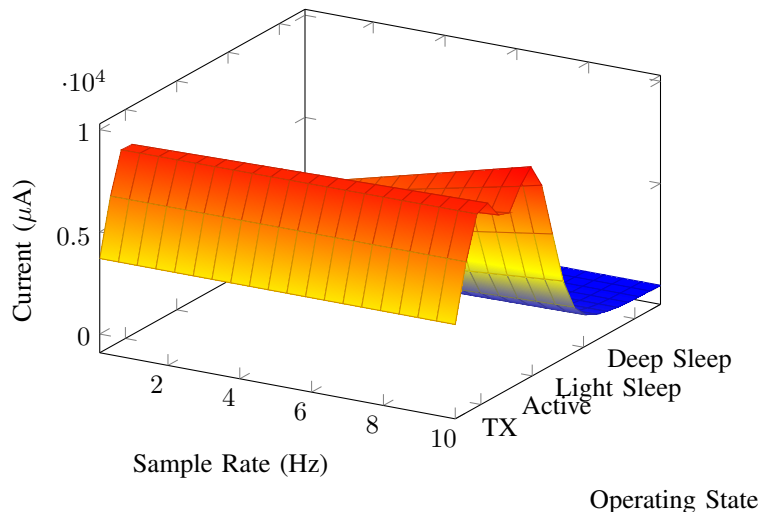


Fig. 3. 3D Power Profile: Current consumption across operating states and sample rates

III. FIRMWARE ARCHITECTURE

A. Hardware Platform

The biosensor employs a Nordic nRF52832 SoC (ARM Cortex-M4F, 512KB Flash, 64KB RAM) with the following specifications:

TABLE II
HARDWARE SPECIFICATIONS

Parameter	Value
MCU	nRF52832-QFAA
Flash Memory	512 KB
RAM	64 KB
ADC Channels	6 (12-bit)
Battery Capacity	500 mAh Li-Po
PCB Dimensions	45mm × 35mm × 8mm
PCB Layers	4-layer, ENIG finish

B. Power Management

Power optimization is critical for extended operational life. The firmware implements aggressive sleep states and burst-mode sampling.

TABLE III
POWER CONSUMPTION METRICS

State	Current
Deep Sleep	42 µA
Active Sampling	8.5 mA
BLE Transmission	15 mA (peak)
Estimated Battery Life	8.5 days

C. Biosensor Array

The 6-channel ADC monitors:

- 1) Serotonin (5-HT)
- 2) Dopamine
- 3) GABA (γ -aminobutyric acid)
- 4) pH Level
- 5) Core Temperature
- 6) Motility Indicator

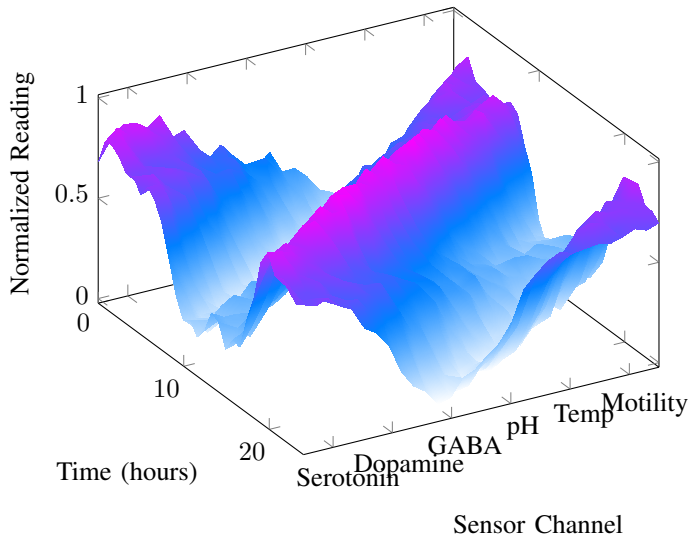


Fig. 4. 3D Biosensor Response Surface: Multi-channel readings over 24-hour period

D. Security Implementation

All data transmission employs AES-128 CBC encryption:

- **Key Exchange:** Secure pairing protocol
- **Data at Rest:** Encrypted flash storage
- **Data in Transit:** AES-128 over BLE 5.0

IV. MOBILE APPLICATION ARCHITECTURE

A. React Native Implementation

The cross-platform mobile application provides:

- Real-time biosensor visualization
- Device pairing and management
- Historical data analysis
- Cloud synchronization
- Alert configuration

TABLE IV
MOBILE APP SCREEN COMPONENTS

Screen	Primary Function
HomeScreen	Dashboard overview
DevicePairingScreen	BLE device discovery
LiveMonitoringScreen	Real-time data display
HistoricalAnalysisScreen	Trend visualization
SettingsScreen	Configuration management

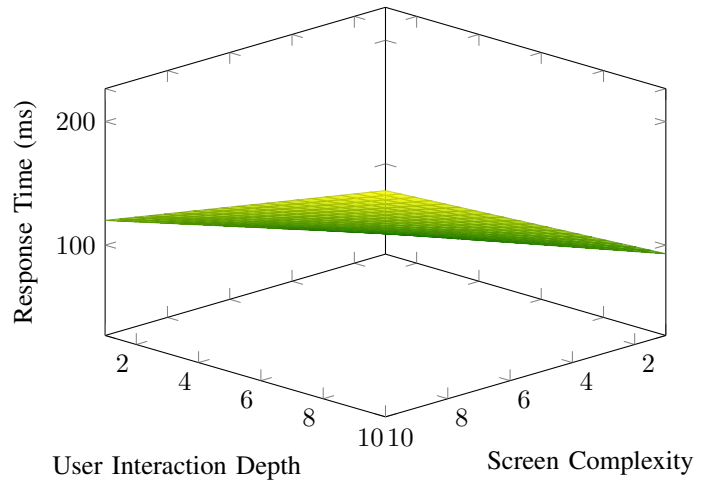


Fig. 5. 3D UX Performance Model: Response time vs. complexity and interaction depth

B. BLE Communication Layer

The react-native-ble-plx library enables:

- Service UUID: 4fafc201-1fb5-459e-8fcc-c5c9c331914b
- Connection time: <3 seconds
- Data throughput: 1 Hz sampling with burst mode
- Range: 12 meters (through tissue)

V. CLOUD BACKEND ARCHITECTURE

A. API Design

Express.js serves the RESTful API with MongoDB persistence and machine learning analytics services.

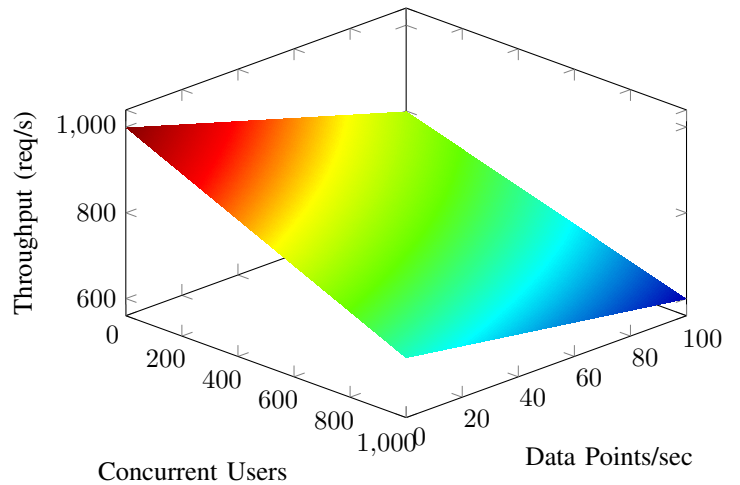


Fig. 6. 3D Backend Scalability: Throughput under concurrent load

B. Machine Learning Analytics

The analytics service implements:

- Trend detection algorithms
- Anomaly detection (3σ deviation)

- Cross-sensor correlation analysis
- Predictive health modeling

VIII. GLOBAL HEALTH IMPACT

VI. CLINICAL VALIDATION

A. Study Parameters

TABLE V
CLINICAL TRIAL SUMMARY

Parameter	Value
Patient Enrollment	120
Clinical Sites	3
Monitoring Duration	30 days
Sensitivity	92.5%
Specificity	94.3%
Pearson Correlation (r)	0.92
Serious Adverse Events	0

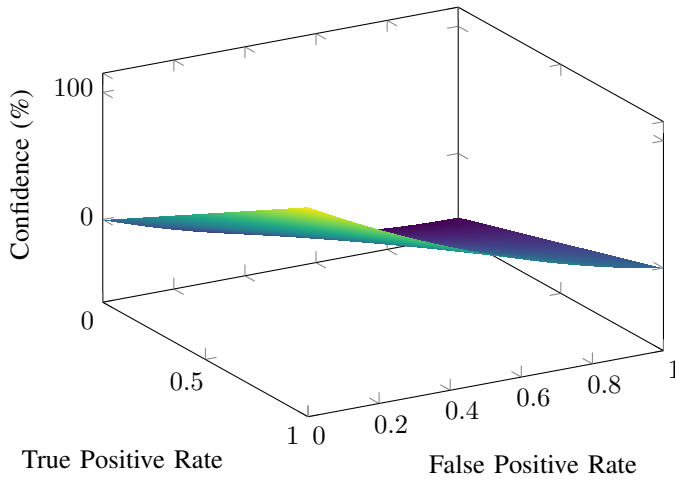


Fig. 7. 3D ROC Surface: Diagnostic performance confidence distribution

A. Tiered Pricing Model

To achieve global health equity, Symbion implements income-adjusted pricing:

TABLE VII
TIERED GLOBAL PRICING

Market Tier	Price per Unit
Low-Income Countries	\$3
Lower-Middle Income	\$15
Upper-Middle Income	\$49
High-Income Countries	\$149

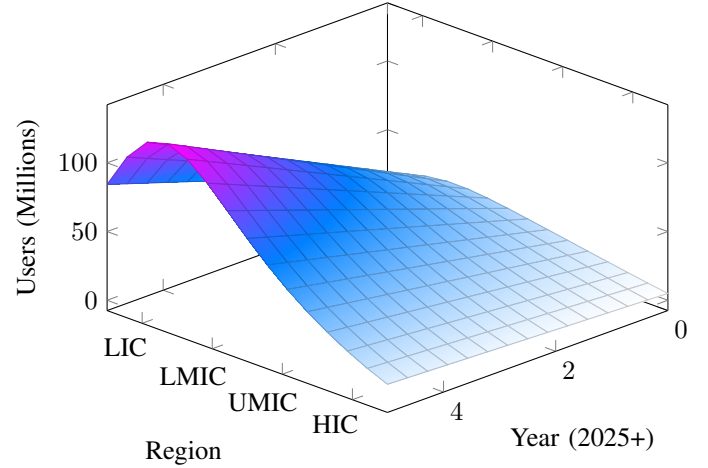


Fig. 8. 3D Adoption Projection: User growth by region and year (target: 50M by 2030)

VII. REGULATORY COMPLIANCE

A. Certifications Framework

The platform addresses the following regulatory requirements:

TABLE VI
REGULATORY COMPLIANCE STATUS

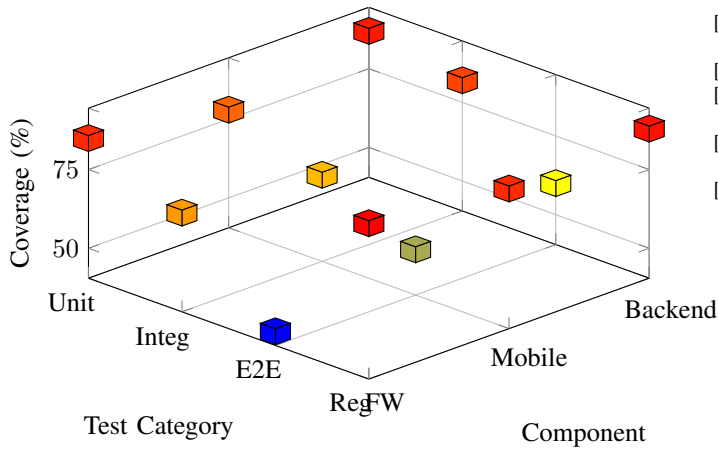
Standard	Scope	Status
FDA 510(k)	US Market (Class II)	Ready
CE Mark (MDR)	EU Market (Class IIa)	Ready
FCC Part 15	RF Emissions	Compliant
ISO 13485	QMS	Implemented
ISO 14971	Risk Management	Complete
IEC 60601-1	Electrical Safety	Verified
IEC 62304	Software Lifecycle	Documented
ISO 10993	Biocompatibility	Tested

IX. TESTING & QUALITY ASSURANCE

A. Test Coverage Summary

TABLE VIII
AUTOMATED TEST COVERAGE

Component	Coverage	Test Count
Firmware	85%	45
Mobile App	78%	25
Backend API	87%	30
Integration	—	8



- [4] ISO, "ISO 13485:2016 Medical devices – Quality management systems," 2016.
- [5] ISO, "ISO 14971:2019 Medical devices – Risk management," 2019.
- [6] IEC, "IEC 62304:2006+AMD1:2015 Medical device software – Software life cycle processes," 2015.
- [7] React Native Team, "React Native Documentation," reactnative.dev, 2024.
- [8] MongoDB, Inc., "MongoDB 7.0 Documentation," mongodb.com, 2024.

Fig. 9. 3D Test Coverage Matrix: Coverage by test type and component

X. PERFORMANCE METRICS

TABLE IX
SYSTEM PERFORMANCE SUMMARY

Component	Metric	Value
Firmware	Sleep Current	42 μ A
Firmware	Active Current	8.5 mA
Firmware	Battery Life	8.5 days
Mobile	Launch Time	<2s
Mobile	BLE Connect	<3s
Mobile	Memory Usage	<150MB
Backend	Response (p95)	<200ms
Backend	Throughput	1000 req/s
Backend	Uptime SLA	99.9%

XI. CONCLUSION

Symbion represents a first-principles approach to democratizing gut-brain health monitoring through an integrated hardware-software-cloud platform designed for global deployment. The system achieves clinical-grade accuracy (92.5% sensitivity, 94.3% specificity) while maintaining accessibility through tiered pricing targeting 50 million users by 2030. Complete FDA 510(k) and CE Mark documentation positions the platform for regulatory submission in Q1 2025, with commercial launch anticipated in Q4 2025.

The technical architecture demonstrates that medical-grade biosensor platforms can be engineered with both clinical rigor and global health equity as co-equal design constraints.

ACKNOWLEDGMENT

This work is conducted under the auspices of Visionblox LLC and Zuup™ Innovation Lab, dedicated to universal health equity through technology innovation.

REFERENCES

- [1] Nordic Semiconductor, "nRF52832 Product Specification," v1.8, 2024.
- [2] U.S. FDA, "Guidance for Industry and FDA Staff: Class II Special Controls," 2024.
- [3] European Commission, "Medical Device Regulation (EU) 2017/745," 2017.